



District of Columbia
Office of the State Superintendent of Education

Statewide Longitudinal Education Data System (SLED)

Navigation Guide

July 2015

Table of Contents

I. SLED Landing Page with Quick Links	3
II. New Menu System.....	4
A. Library	4
B. Reports.....	4
C. LEA Search.....	4
D. Related Sites.....	4
E. Help	5
III. Login Screen	6
IV. SLED Data Displays.....	7
A. Menu Options	7
B. Data Table Displays	7
C. Collapse/Expand Data Displays	8
D. Display Icons	8
E. Student Search	8
F. Hyperlinks	9
G. Sort Options	9
H. Column Hide/View	10
I. Column Reorder	10
J. Filters.....	10
K. Graphs and Data Tables	11



I. SLED Landing Page with Quick Links

The icons below take users to the current Training calendar, LEA Look Forward and Security information.

SLED Statewide Longitudinal Education Data

District of Columbia Office of the State Superintendent of Education OSSE


Home Library Reports Search Related Sites Help Login

DC Statewide Longitudinal Education Data (SLED)

The Office of the State Superintendent of Education (OSSE) is excited to launch its redesigned Statewide Longitudinal Education Data (SLED) website. This site is intended to enable the sharing of critical information spanning a student's public education experience in the District of Columbia; from early childhood through K12, postsecondary, and into adult education and employment.

[Learn more »](#)


Training Calendar



View and register for upcoming SLED training classes

[Learn more »](#)


News & Events



OSSE's LEA Look Forward

[Learn more »](#)

Security & Privacy



Security information and FERPA Regulation Compliance

[Learn more »](#)

© 2015 OSSE. Brought to you by District of Columbia Office of the State Superintendent of Education.
Contact Us: sled.info@dc.gov

II. New Menu System

These menu options are available to the user without logging into SLED.

The screenshot shows the top of the SLED website. The header includes the SLED logo and the text "Statewide Longitudinal Education Data" on the left, and the "District of Columbia Office of the State Superintendent of Education" logo on the right. A blue navigation bar contains the following items: Home, Library-, Reports-, Search-, Related Sites -, and Help-. The "Library-", "Reports-", "Search-", and "Related Sites" items are highlighted with a red border. A "Login" link is located on the far right of the navigation bar.

A. Library

This screenshot shows the SLED website with the "Library" menu item highlighted in the navigation bar. A dropdown menu is visible, listing several categories: Guides, Policies, Data Collection Calendar, and FERPA. Under "Guides", there are links for "SLED Navigation Guide", "Data Access & Use Guide", "Document Exchange Quick Guide", "Duplicative Enrollment Resolution Affirmation Statement", and "Statewide List of Research Priorities". Under "Policies", there is a link for "LEA Data Management Policy". Under "Data Collection Calendar", there is a link for "Collection / Events Calendar". Under "FERPA", there are links for "FERPA Regulations" and "Report FERPA Violations".

B. Reports

This screenshot shows the SLED website with the "Reports" menu item highlighted in the navigation bar. A dropdown menu is visible, containing a link for "OSSE Reports" and "Enterprise Reporting System".

C. LEA Search

This screenshot shows the SLED website with the "Search" menu item highlighted in the navigation bar. A dropdown menu is visible, containing links for "LEA/School Directory", "LEA Search", and "School Search".

D. Related Sites

This screenshot shows the SLED website with the "Related Sites" menu item highlighted in the navigation bar. A dropdown menu is visible, containing a link for "Resources" and "My College Fact Finder", and "LearnDC".



Help

SLED Statewide Longitudinal Education Data

District of Columbia Office of the
State Superintendent of Education



[Home](#) [Library](#) [Reports](#) [Search](#) [Related Sites](#) [Help](#) [Login](#)

[Help and Feedback](#)
[Contacts](#)

III. Login Screen

Use your assigned SLED credentials to login.

SLED Statewide Longitudinal Education Data

District of Columbia Office of the State Superintendent of Education

Home Library Reports Search Related Sites Help Login

Login

Note: This website must be viewed on Internet Explorer version 10 or above. It is also supported by Chrome 43 and above.

Email

Password
(Enter 6 to 20 characters, case-sensitive)

Remember me?

© 2015 OSSE. Brought to you by District of Columbia Office of the State Superintendent of Education.
Contact Us: sted.info@dc.gov



IV. SLED Data Displays

A. Menu Options

The menu options below are permission based and appear after user login.

SLED Statewide Longitudinal Education Data District of Columbia Office of the State Superintendent of Education

Home Library- **Reports-** Search- Programs- Related Sites- Help- Search Student SLED State OSSE : State User Logoff

Current Roster

- Data Quality Error Reports**
 - Error Summary
 - Error Details List
 - Duplicative Enrollment Report
- OSSE Reports**
 - Enterprise Reporting System

Sector: Displays current enrollment by sector. Student Total

Race and Ethnicity: Displays current enrollment counts by race and ethnicity. Student Total

SLED Statewide Longitudinal Education Data District of Columbia Office of the State Superintendent of Education

Home Library- Reports- Search- **Programs-** Related Sites- Help- Search Student SLED State OSSE : State User Logoff

Current Roster (uncertified)

- Elementary & Secondary Education**
 - Current Roster (uncertified)
 - Nonpublic Attendance
 - Career and Technical Education
 - Direct Certification

Sector: Displays current enrollment by sector. Student Total

Race and Ethnicity: Displays current enrollment counts by race and ethnicity. Student Total

B. Data Table Displays

Choose a menu option above to see the resulting data display.

SLED Statewide Longitudinal Education Data District of Columbia Office of the State Superintendent of Education

Home Library- Reports- Search- Programs- **Data Quality Error Reports-** Help- Search Student Hello ossestatetester@gmail.com! Logoff

Programs Elementary & Secondary Education Current Enrollment (uncertified)

Current Roster (uncertified)

Sector Displays current enrollment by sector.

Sector	Student Total
DCPS	50,283
DYRS	58
OSSE Managed School	128
Public Charter School	31,548
Total	82,117

Gender Displays current enrollment counts by gender.

Gender	Student Total
Female	40,872
Male	41,197
Unknown	48
Total	82,117

Race and Ethnicity Displays current enrollment counts by race and ethnicity.






Race and Ethnicity	Student Total
Hispanic/Latino	14,182
American Indian or Alaskan Native	202
Asian	1,240
Black or African American	56,867
Native Hawaiian or Other Pacific Islander	105
White	7,977
Two or More Races	1,435
Unknown	109
Total	82,117

Grade Level Displays current enrollment counts by grade level.

Grade	Student Total
-------	---------------

C. Collapse/Expand Data Displays

To improve page readability, users can collapse or expand tables by clicking on the name of the table.






Gender     


Displays current enrollment counts by gender.


Gender	Student Total
Female	24,370
Male	25,912
Unknown	1
Total 50,283	


D. Display Icons


Located in the right corner of each display.

Current Enrollment     

 Export to Excel File

 Export to Adobe .pdf File

 Get Help to further explain the data within the display

 Open this data grid / chart in new browser window.

E. Student Search

Located in the menu bar of each page, results include students who are currently enrolled at the logged in LEA, School, CFSA, or Private School SFA. The search uses the “contains” criterion.

SLED Statewide Longitudinal Education Data District of Columbia Office of the State Superintendent of Education 

Home Library- Reports- Search- Programs- Related Sites- Help- SLED State OSSE : State User Logoff



F. Hyperlinks

Used to drill down into additional data displays; hyperlinks are shown in blue text.

Home Library- Reports- Search- Programs- Related Sites- Help- Search Student SLED State OSSE : State User Logoff

Current Roster (uncertified)

Sector

Displays current enrollment by sector.

Sector	Student Total
DCPS	50,283
DYRS	58
OSSE Managed School	128
Public Charter School	31,648
Total	82,117

Race and Ethnicity

Displays current enrollment counts by race and ethnicity.

Race and Ethnicity	Student Total
Hispanic/Latino	14,162
American Indian or Alaskan Native	202
Asian	1,240
Black or African American	56,867
Native Hawaiian or Other Pacific Islander	105
White	7,977
Two or More Races	1,435
Unknown	109
Total	82,117

Gender

Displays current enrollment counts by gender.

Gender	Student Total
Female	40,872
Male	41,197
Unknown	48
Total	82,117

Grade Level

Displays current enrollment counts by grade level.

Grade	Student Total
-------	---------------

G. Sort Options

Use sort ascending or descending to quickly sort the data view.

Student Current Roster (uncertified)

School Code	School Name	USI	Last Name	First Name	DOB	Gender	Grade	Address	Enrollment Stage	Enrollment Code
1049	Accotink Academy Therapeutic Day School (Springfield, VA)					Male	6		Stage 5	1810
1049	Accotink Academy Therapeutic Day School (Springfield, VA)					Male	10		Stage 5	1810

Sort Ascending
Sort Descending
Columns
Filter

H. Column Hide/View

Uncheck to hide columns in the display. Recheck to add back to the display.

School Code	School Name	USI	Last Name	First Name	DOB	Gender	Grade	Address	Enrollment Stage	Enrollment Code
1049	Accotink Academy Therapeutic Day School (Springfield, VA)						6		Stage 5	1810
1049	Accotink Academy Therapeutic Day School (Springfield, VA)						10		Stage 5	1810
1049	Accotink Academy Therapeutic Day School (Springfield, VA)						9		Stage 5	1810
1049	Accotink Academy Therapeutic Day School (Springfield, VA)						8		Stage 5	1811
1049	Accotink Academy Therapeutic Day School (Springfield, VA)						12		Stage 5	1810

- Sort Ascending
- Sort Descending
- Columns
- Filter
- School Code
- School Name
- USI
- Last Name
- First Name
- DOB
- Gender
- Grade
- Address
- Enrollment Stage
- Enrollment Code
- Enrollment Code Description
- Enrollment Date
- Race and Ethnicity
- Ward

I. Column Reorder

Click and drag columns in the order you would like to see the data. After reordering you can export the newly reorganized display.

School Code	School Name	USI	Last Name	First Name	DOB	Gender	Grade	Address	Enrollment Stage	Enrollment Code
-------------	-------------	-----	-----------	------------	-----	--------	-------	---------	------------------	-----------------

J. Filters

Select a filter parameter.

School Code	School Name	USI	Last Name	First Name	DOB	Gender	Grade	Address	Enrollment Stage	Enrollment Code
1049	Accotink Academy Therapeutic Day School (Springfield, VA)					Male	9		Stage 5	1811
1049	Accotink Academy Therapeutic Day School (Springfield, VA)								Stage 5	1610
1049	Accotink Academy Therapeutic Day School (Springfield, VA)								Stage 5	1810
1049	Accotink Academy Therapeutic Day School (Springfield, VA)								Stage 5	1811

- Sort Ascending
- Sort Descending
- Columns
- Filter

Show items with value that:

- Is equal to
- Is not equal to
- Starts with
- Contains
- Does not contain
- Ends with

Enter filter first level text and add second level it needed.




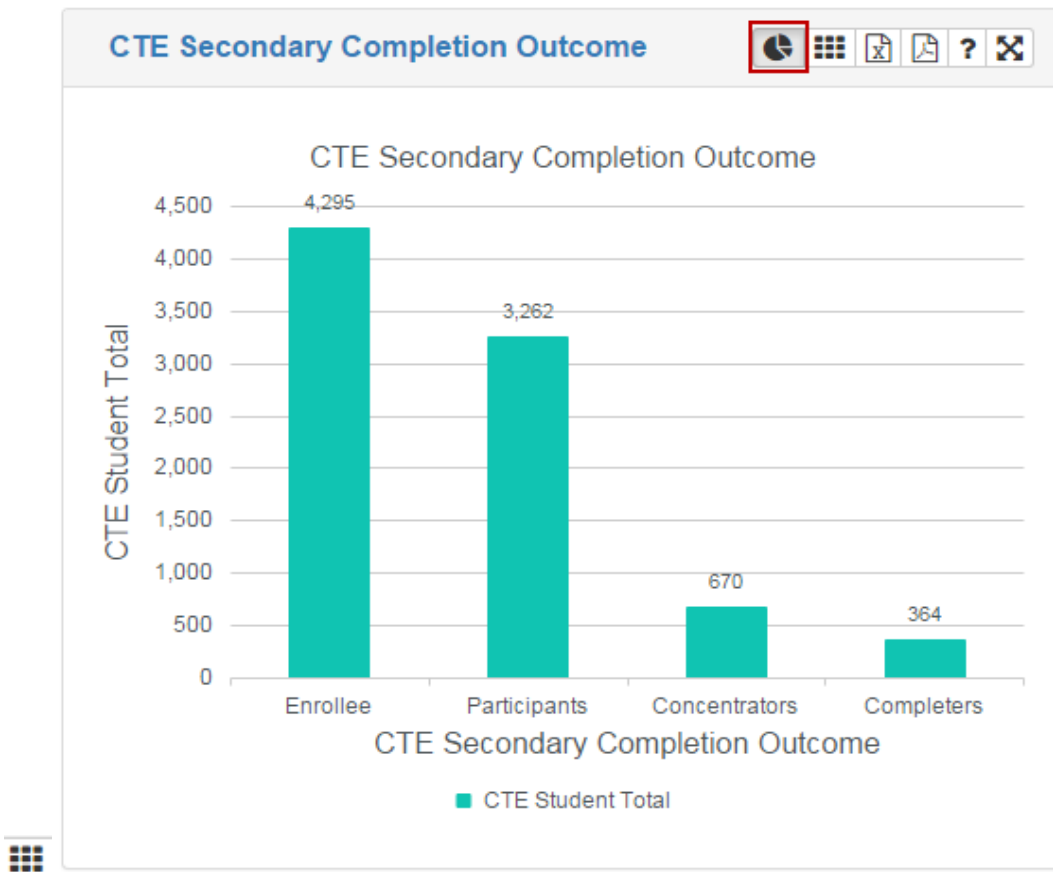
Student Current Roster (uncertified)

School Code	School Name	USI	Last Name	First Name	DOB	Gender	Grade	Address	Enrollment Stage	Enrollment Code
1049	Accotink Academy Therapeutic Day School (Springfield, VA)					Male	9		Stage 5	1811
1049	Accotink Academy Therapeutic Day School (Springfield, VA)								Stage 5	1810
1049	Accotink Academy Therapeutic Day School (Springfield, VA)								Stage 5	1810
1049	Accotink Academy Therapeutic Day School (Springfield, VA)								Stage 5	1811

Filter menu options: Sort Ascending, Sort Descending, Columns, Filter. Filter criteria: Show items with value that: Contains lamontae, And, Is equal to. Filter and Clear buttons.

K. Graphs and Data Tables

Some data are defaulted to charts and will have a chart display icon  but a table view can be selected using the grid display icon



CTE Secondary Completion Outcome



CTE Secondary Completion Outcome	CTE Student Total
Enrollee	4,295
Participants	3,262
Concentrators	670
Completers	364